



City of Zion Quarterly Newsletter December 2025



Community Updates

A Strong Finish to 2025 and an Exciting Year Ahead

As we close out 2025, the City of Zion continues to make steady progress across every corner of our community. From infrastructure improvements and public safety initiatives to economic development projects that strengthen our local economy, this year has been one of growth, investment, and collaboration.

We remain committed to keeping residents informed and involved every step of the way. Thank you for your partnership, your feedback, and your continued dedication to making Zion a place we are proud to call home.

Here's a look back at what's been happening and what to look forward to seeing in our city:

- The new City of Zion Website is up and running!
- We are working to create a restaurant guide that showcases all the delicious food Zion has to offer.

Upcoming Events

Christmas Tree Lighting (Zion Park District Leisure Center): December 12th

Lighted Christmas Trail (Shiloh Park): December 5th- January 2nd

Northern Illinois Food Bank (Zion-Benton East): December 13th & 27th

City Offices Closed for Christmas Holiday: December 24th & 25th

City Offices Closed for New Year's Holiday: December 31st & January 1st



Police Department Update

New LakeComm 911 Center

On November 6, 2025, dispatch services were successfully transferred from the Gurnee Police Department dispatch center to the new Lake Consolidated Emergency Communications Center.

There was no interruption of services and virtually no change in procedures from the



public's standpoint. Every call will continue to be answered by trained, professional dispatchers – many transferred from the Gurnee dispatch center and are the same dispatchers who previously answered your calls for service.

This consolidation, the largest of its kind in Illinois, is the result of over a decade of dedication and hard work. From planning and design to funding and implementation, Zion leadership has worked with local, state, and federal officials to turn this vision into reality. The move was designed to strengthen how emergency calls are handled by improving coordination between police, fire, and medical services to make sure help reaches callers as quickly and efficiently as possible. This change allows us to take advantage of updated technology and streamlined communication systems, giving our first responders the best tools possible.



Holiday Season Safety

To stay safe during the holiday season, be extra vigilant when shopping and traveling. Here are some safety tips to remember:

When Shopping:

- **Be aware of your surroundings:** Pay attention to people around you, especially in crowded areas.
- **Park in well-lit areas:** Avoid parking next to vans or cars with tinted windows.
- **Keep valuables out of sight:** Lock them in the trunk or take them with you.
- **Don't carry large amounts of cash:** Use credit cards or checks when possible.
- **Protect your PIN:** Shield the ATM keypad when entering your code.
- **Be wary of strangers:** Avoid distractions and don't let strangers approach you for any reason.
- **Secure your belongings:** Keep your purse or wallet close to your body and avoid overloading yourself with packages.
- **Shop with a friend or family member:** Having someone with you can deter potential criminals and provide an extra set of eyes.
- **Know where to go for help:** Teach your children to seek help from a store employee or security guard if they become separated from you.

When Traveling:

- **Ask a trusted neighbor to watch your home:** Have them collect mail, retrieve newspapers, and keep an eye on your property.
- **Use timers for lights and electronics:** Make it appear as if someone is home.
- **Don't advertise your absence on social media:** Avoid posting about your travel plans.
- **Secure your home:** Ensure all doors and windows are locked and use secondary locks

if possible.

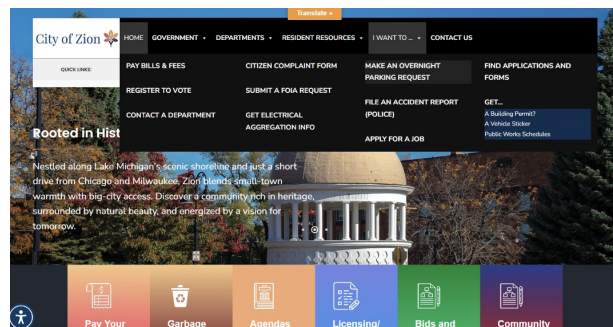
- **Be cautious about answering the door:** Don't open the door to strangers without verifying their identity.
- **If you see suspicious activity, report it to the police:** Don't hesitate to contact law enforcement if you see something out of the ordinary.

While Driving:

- **Drive defensively and with heightened vigilance:** Be aware of heavier traffic and potential intoxicated drivers.
- **Lock your car doors and windows:** Even when driving, it's important to keep your car secure.
- **Avoid shortcuts through unfamiliar or unsafe areas:** Stick to well-lit and known routes.
- **Be cautious when approaching or leaving your vehicle:** Scan your surroundings and be aware of your surroundings.

Overnight Parking

Residents can now enter their own vehicles on the overnight parking log. Go to the City of Zion website and look under “I Want To”.



After you click on “Make an Overnight Parking Request”, you will be taken to the Zion Police Department portal. From there, you can input your information to make overnight parking or vacation watch requests. Local businesses can also provide keyholder information so the police department can contact an employee in the event of an after-hours emergency.

The image shows the Zion Police Department portal. At the top, there's a header with the Zion Police Department logo, the text 'ZION POLICE DEPARTMENT', the date 'November 04, 2025', and language options 'English | Español'. Below this is a large banner with the text 'Zion Police Department' and a sub-header 'As a resident, you have the ability to request your own entries that will be directed right to your Law Enforcement Agency. Simply choose the selection below and fill out a form for your request.' Below the banner are three columns, each with an icon and a title: 'OVER NIGHT PARKING' (car icon), 'VACATION WATCH' (house icon), and 'KEYHOLDERS' (key icon). Each column contains a brief description of the service and a 'SUBMIT NOW' button.

You will need to complete the Overnight Parking entry form. Residents can request overnight parking up to 3 nights per month.

OVERNIGHT PARKING ENTRY					
DETAILS:					
PLAYER: PLATON: <input type="text"/>			Reason: Select Reason: <input type="text"/>		
NAME: Name: <input type="text"/>		MODEL: Model: <input type="text"/>		STATE: STATE: <input type="text"/>	
ADDRESS #: Address #: <input type="text"/>		DIRECTION: Direction: <input type="text"/>		VEHICLE COLOR: Vehicle Color: <input type="text"/>	
STREET NAME: Street Name: <input type="text"/>		SUITE/UNIT: Suite/Unit: <input type="text"/>		CITY: City: <input type="text"/>	
START DATE: Start Date: <input type="text"/>		END DATE: End Date: <input type="text"/>		ZIP CODE: Zip Code: <input type="text"/>	
Please enter the Actual Calendar Date you wish to park on the street. Click Here For Example					
FIRST NAME: First Name: <input type="text"/>		LAST NAME: Last Name: <input type="text"/>		PHONE #: Phone: <input type="text"/>	
EMAIL: Email: <input type="text"/>		NOTES: Notes: <input type="text"/>		ADD MORE VEHICLES TO THIS ENTRY	

After you submit your completed request, you will receive a confirmation email.

Vacation Watch

Our department is pleased to offer a Vacation Watch program, also available through the Zion Police Department portal. Residents can submit their travel dates, emergency contact information, alarm system status, house-sitter details, and other key data via a user-friendly public portal. The dashboard allows officers to track all active requests by date and detail. Once your address is recorded in the system, officers will perform extra patrols around your property, provided the call-load and staffing levels allow.

VACATION WATCH ENTRY					
CONTACT INFO:					
EMAIL: Email: <input type="text"/>					
FIRST NAME: First Name: <input type="text"/>		LAST NAME: Last Name: <input type="text"/>		ADDRESS #: Address #: <input type="text"/>	
SUITE/UNIT: Suite/Unit: <input type="text"/>		CITY: City: <input type="text"/>		STATE: State: <input type="text"/>	
ZIP CODE: Zip Code: <input type="text"/>		PHONE #: Home Phone: <input type="text"/>		DEPARTURE TIME: Hour: <input type="text"/> Minute: <input type="text"/> Time: <input type="text"/>	
START DATE: Start Date: <input type="text"/>		END DATE: End Date: <input type="text"/>		RETURN TIME: Hour: <input type="text"/> Minute: <input type="text"/> Time: <input type="text"/>	
ALARM SYSTEM: Select: <input type="text"/>		PET ON PREMISE: Select: <input type="text"/>		PERSON VISITING: Select: <input type="text"/>	
EMERGENCY CONTACT: Emergency Contact: <input type="text"/>		EMERGENCY PHONE: Emergency Phone: <input type="text"/>		EMERGENCY EMAIL: Emergency Email: <input type="text"/>	
Comments: Please include any vehicles that will be at your residence, estimated arrival time and any other important information that will be helpful to officers checking your location.					

Fire Department Corner



It may be hard to believe, but winter is upon us, which means you have likely fired up your furnaces or are using your wood-burning stoves! If you haven't already, it is recommended that a professional inspects and cleans your furnace and chimney each year, and it is very important to make sure there are working smoke and carbon monoxide alarms on each level of your home. Many current alarms are equipped as both smoke and carbon monoxide, so please be on the lookout for those. Some also use space heaters to warm their rooms – this is ok, as long as they are used safely. Please keep anything that may catch fire at least three feet from the heater, and it is best to use a heater equipped with a safety switch that turns it off if it tips over.



Please visit our website
(www.CityofZion.com/fire) and
Facebook page to stay up to date
on ZFRD activities!




Also, a couple of important safety reminders as you prepare to celebrate the holidays:

- If you celebrate with a natural tree, make sure you check the water level often: a dry tree can catch fire and spread very quickly!
- Using extension cords is generally ok, as long as you use them safely and carefully: do not use them as a permanent source of power for larger items such as refrigerators or TV's. And do not coil them up and place them under rugs or carpets – heat build up can erode the insulation on the cord and cause a fire!

Take care, stay safe – and Happy Holidays from all of us at Zion Fire-Rescue Department!


Artwork Around Town



It's All Good Coffee



Pollo Bacano



It's All Good Coffee



Bus Stop Bench: Created by ZBTHS Students



Drive Thru: It's All Good Coffee

Stay in the Loop on Social Media

[Facebook](#)

[Instagram](#)

[LinkedIn](#)

Contact us

City Hall: (847) 746-4000

M-F 8 am-5 pm

City of Zion | 2828 Sheridan Road | Zion, IL 60099 US

[Unsubscribe](#) | [Update Profile](#) | [Constant Contact Data Notice](#)



Try email & social marketing for free!