

**2022-0-61
ORDINANCE**

MAKING APPROPRIATIONS FOR THE CITY OF ZION, ILLINOIS

BE IT ORDAINED BY THE COUNCIL OF THE CITY OF ZION, LAKE COUNTY, ILLINOIS:

SECTION 1: That the sums hereinafter set forth, or so much thereof as may be authorized by law, be and the same are hereby appropriated for the corporate purposes of the CITY OF ZION as hereinafter specified for the current fiscal year beginning May 1, 2022 and ending April 30, 2023 to wit.

GENERAL FUND			
A. FROM GENERAL CORPORATE TAXES AND REVENUE			
		APPROPRIATIONS	
		2022-2023	
DEPARTMENT OF PUBLIC AFFAIRS			
LEGISLATIVE			
Personal Services:			
Salaries	200,172		
Total Personal Services		200,172	
Contracted Services:			
Legal Notices & Advertising	120,000		
Municipal Code	7,500		
Memberships	8,237		
Consultants	750		
Liability Insurance	3,930		
Workers Comp-Premium	14,420		
Hospitalization/Life Insurance	9,984		
Telephone	3,500		
Travel & Conference	12,000		
Training	250		
Special Events	7,000		
Community Communications	1,500		
Equipment Lease/Rental	500		
Total Contracted Services		189,571	
Materials & Supplies:			
Office & Related Supplies	3,400		
Materials, & Supplies	500		
Total Materials & Supplies		3,900	
Repairs & Maintenance:			
Disaster Recovery	1,000,000		
Total Repairs & Maintenance		1,000,000	
TOTAL LEGISLATIVE			1,393,643
COMMUNITY/ECONOMIC DEVELOPMENT			
Personal Services:			
Salaries	71,885		
Overtime	2,500		
Total Personal Services		74,385	
Contracted Services:			
Legal Fees, Notices, & etc	3,000		
Promotional	7,000		
Memberships	6,425		
Consultants	250		
Workers Comp-Premium	664		
Hospitalization/Life Insurance	9,854		
Telephone	2,160		
Travel & Conference	7,000		
Training	250		
Total Contracted Services		36,603	
Materials & Supplies:			
Books & Periodicals	150		
Office & Related Supplies	2,100		
Special Events	10,000		
Total Materials & Supplies		12,250	

		APPROPRIATIONS			
		2022-2023			
	Economic Development Incentives:				
	Existing Contractual	15,500			
	Total Economic Development Incentives		15,500		
TOTAL	COMMUNITY/ ECONOMIC DEVELOPMENT			138,738	
	CITY CONTRIBUTIONS				
	Contracted Services:				
	Hospitalization-Retirees	104,496			
	Unemployment Taxes	18,359			
	Total Contracted Services		122,855		
TOTAL	CITY CONTRIBUTIONS			122,855	
	BOARDS AND COMMISSIONS				
	FIRE & POLICE COMMISSION				
	Personal Services:				
	Salaries	4,800			
	Total Personal Services		4,800		
	Contracted Services:				
	Legal Fees, Notices, & etc	6,500			
	Memberships	800			
	Testing	16,000			
	Total Contracted Services		23,300		
TOTAL	BOARDS & COMMISSIONS			28,100	
	PLANNING AND ZONING BOARD				
	Contracted Services:				
	Legal Notices & Publications	5,000			
	Total Contracted Services		5,000		
	BOARDS AND COMMISSIONS				
	LIQUOR COMMISSION				
	Personal Services:				
	Commission Stipends	1,500			
	Total Personal Services		1,500		
	Contracted Services:				
	Legal Fees, Notices, & etc	6,500			
	Meeting Expenses	700			
	Total Contracted Services		7,200		
TOTAL	BOARDS AND COMMISSIONS			13,700	
	HUMAN RESOURCES				
	Personal Services:				
	Salaries	40,890			
	Total Personal Services		40,890		
	Contracted Services:				
	Legal Fees, Notices, & etc	5,000			
	Promotional	1,500			
	Consultants	3,300			
	Workers Comp-Premium	507			
	Telephone	125			
	Training	750			
	Total Contracted Services		11,182		
	Materials & Supplies:				
	Office & Related Supplies	750			
	Computers, Equip. & Related	1,000			
	Total Materials & Supplies		1,750		
TOTAL	HUMAN RESOURCES			53,822	
	CITY ADMINISTRATION				
	Personal Services:				
	Salaries	103,500			
	Total Personal Services		103,500		
	Contracted Services:				
	Memberships	210			

		APPROPRIATIONS		
		2022-2023		
	Consultants	250		
	Workers Comp-Premium	780		
	Hospitalization/Life Insurance	11,964		
	Telephone	100		
	Training	500		
	Total Contracted Services		13,804	
	Materials & Supplies:			
	Office & Related Supplies	250		
	Computers, Equip. & Related	1,200		
	Total Materials & Supplies		1,450	
TOTAL	CITY ADMINISTRATION			118,754
TOTAL	DEPARTMENT OF PUBLIC AFFAIRS			1,869,612
	DEPARTMENT OF ACCOUNTS & FINANCE			
	Personal Services:			
	Salaries	346,462		
	Overtime	2,000		
	Total Personal Services		348,462	
	Contracted Services:			
	Legal Fees	1,000		
	Memberships	225		
	Bank Charges	19,000		
	Consultants	2,500		
	Annual Audit	46,500		
	Liability Insurance	397		
	Workers Comp-Premium	3,156		
	Hospitalization/Life Insurance	86,620		
	Telephone	5,500		
	Travel & Conference	250		
	Equipment Rental	6,224		
	Total Contracted Services		171,372	
	Materials & Supplies:			
	Office Supplies	7,900		
	Computer Software	26,123		
	Total Materials & Supplies		34,023	
TOTAL	ACCOUNTS & FINANCE			553,857
TOTAL	ACCOUNTS & FINANCE			553,857
	DEPARTMENT OF PUBLIC HEALTH AND SAFETY			
	POLICE			
	Personal Services:			
	Salaries	4,883,270		
	Overtime Police Department	543,800		
	Community Service Officer	96,638		
	CSO Overtime	500		
	Administrative Support	157,216		
	Administrative Support Overtime	500		
	Total Personal Services		5,681,924	
	Contracted Services:			
	Legal Fees, Notices, & etc	120,000		
	Memberships	1,000		
	Community Resources	7,750		
	Contractual Dispatch	955,403		
	Consultants	15,000		
	Liability Insurances	146,851		
	Workers Comp-Premium	239,864		
	Liability-Deductible	25,000		
	Hospitalization/Life Insurance	1,476,328		
	Medical & Physical Exams	6,000		
	Telephone	28,092		
	Travel & Conference	2,500		
	Training	50,000		
	Janitorial	19,200		

		APPROPRIATIONS			
		2022-2023			
	Leased Circuits	5,900			
	Utilities	2,750			
	Annual Fee--Crime Lab	65,422			
	Equipment Lease/Rental	2,000			
	Total Contracted Services		3,169,060		
	Materials & Supplies:				
	Investigations	29,835			
	Ammunition	41,895			
	Firearms Certification Costs	4,700			
	Non Lethal Weapons Costs	9,484			
	Uniforms	69,000			
	Prisoners Food	500			
	Fuel & Oil	135,347			
	Office & Supplies	27,000			
	Computer Software	7,800			
	Computers, Equip. & Related	31,500			
	Donations Used	5,000			
	Total Materials & Supplies		362,061		
	Repairs & Maintenance:				
	Office Equipment	2,208			
	Other Equipment	100,000			
	Motor Equipment	59,125			
	Building & Grounds	35,000			
	Total Repairs & Maintenance		196,333		
	Capital Outlay:				
	Disaster Recovery	1,000,000			
	Total Capital Outlay		1,000,000		
TOTAL	Police			10,409,378	
	ANIMAL WARDEN				
	Personal Services:				
	Salaries	58,906			
	Overtime	5,000			
	Total Personal Services		63,906		
	Contracted Services:				
	Workers Comp-Premium	1,740			
	Hospitalization/Life Insurance	11,445			
	Animal Disposal	3,500			
	Utilities	200			
	Total Contracted Services		16,885		
	Materials & Supplies:				
	Animal Food	500			
	Uniforms	300			
	Total Materials & Supplies		800		
	Repairs & Maintenance:				
	Building & Grounds	1,500			
	Total Repairs & Maintenance		1,500		
TOTAL	ANIMAL WARDEN			83,091	
TOTAL	POLICE				10,492,469
	DEPARTMENT OF PUBLIC WORKS				
	Personal Services:				
	Salaries	699,246			
	Overtime Wages	42,500			
	Administrative Support	22,500			
	Total Personal Services		764,246		
	Contracted Services:				
	Legal Fees	5,000			
	Memberships	3,800			
	Street Light Energy	210,000			
	Consultants	41,000			
	Liability Insurance	19,692			
	Workers Comp-Premium	84,396			
	Liability-Deductible	1,000			

		APPROPRIATIONS		
		2022-2023		
	Hospitalization/Life Insurance	264,830		
	Medical & Physical Exams	2,000		
	Non-Compost Hauling/Dumping	1,000		
	Telephone	7,000		
	Travel & Conference	1,000		
	Training	19,000		
	Mosquito Control	4,000		
	Storm Sewers	8,000		
	Equipment Lease/Rental	775		
	Total Contracted Services		672,493	
	Materials & Supplies:			
	Uniforms/Safety Equipment	10,000		
	Fuel & Oil	27,600		
	Office Supplies	2,000		
	Shop Supplies	1,500		
	Small Tools & Equipment	5,000		
	Computers, Equip. & Related	5,500		
	Repair Parts	15,000		
	Miscellaneous Materials	45,000		
	Total Materials & Supplies		111,600	
	Maintenance & Repairs:			
	Office and Other Equipment	18,000		
	Motor Equipment	60,000		
	Building & Grounds	36,000		
	Disaster Recovery	500,000		
	Total Maintenance & Repairs		614,000	
TOTAL	DEPARTMENT OF PUBLIC WORKS			2,162,339
	PUBLIC SERVICE PROGRAM			
	Personal Services:			
	Salaries	91,650		
	Total Personal Services		91,650	
	Contracted Services:			
	Workers Comp-Premium	6,528		
	Hospitalization/Life Insurance	24,668		
	Telephone	4,000		
	Utilities	1,900		
	Total Contracted Services		37,096	
	Materials & Supplies:			
	Small Equipment	2,800		
	Fuel & Oil	100		
	Office & Related Supplies	750		
	Landscape Supplies	1,200		
	Total Materials & Supplies		4,850	
TOTAL	PUBLIC SERVICE PROGRAM			133,596
TOTAL	PUBLIC WORKS PROGRAM			2,295,935
	DEPARTMENT OF BUILDING INSPECTION			
	Personal Services:			
	Salaries	440,982		
	Overtime	2,500		
	Total Personal Services		443,482	
	Contracted Services:			
	Legal Fees	20,000		
	Memberships	250		
	Consultants	1,000		
	Liability Insurance	11,008		
	Workers Comp-Premium	1,044		
	Hospitalization/Life Insurance	169,976		
	Telephone	11,000		
	Training	1,000		
	Elevator Inspections	5,500		
	Electrical Inspections	1,000		
	Plumbing Inspections	10,000		
	Equipment Lease/Rental	100		

		APPROPRIATIONS		
		2022-2023		
	Medical & Wellness	300		
	Total Contracted Services		231,878	
	Materials & Supplies:			
	Uniforms/Safety Equipment	1,000		
	Fuel & Oil	8,754		
	Books & Periodicals	250		
	Office & Related Supplies	5,500		
	Computers, Equipment & Related	9,000		
	Total Materials & Supplies		24,504	
	Maintenance & Repairs:			
	Motor Equipment	2,000		
	Total Maintenance & Repairs		2,000	
	Seasonal Mowing Program			
	Personal Services:			
	Salaries	15,000		
	Total Personal Services		15,000	
	Materials & Supplies:			
	Fuel & Oil	1,500		
	Total Materials & Supplies		1,500	
TOTAL	DEPARTMENT OF BUILDING & INSPECTION			718,364
	DEPARTMENT OF PUBLIC PROPERTY			718,364
	TECHNOLOGY			
	Contracted Services:			
	Consultants	18,380		
	Telephone	1,000		
	Internet Service Provider	63,600		
	Web Site	23,980		
	Total Contracted Services		106,960	
	Repairs & Maintenance:			
	Supplies & Small Equipment	500		
	Other Software/Equipment-IT	30,884		
	Total Repairs & Maintenance		31,384	
	Capital Outlay:			
	Disaster Recovery	1,000,000		
	Total Capital Outlay		1,000,000	
TOTAL	TECHNOLOGY			1,138,344
	CITY HALL			
	Contracted Services:			
	Liability Insurances	28,671		
	Maintenance Services	24,000		
	Utilities	6,000		
	Total Contracted Services		58,671	
	Materials & Supplies:			
	Miscellaneous Supplies	1,500		
	Janitor Supplies	1,000		
	Total Materials & Supplies		2,500	
	Repairs & Maintenance:			
	Building & Grounds	7,500		
	Disaster Recovery	500,000		
	Total Repairs & Maintenance		507,500	
TOTAL	CITY HALL			568,671
	DEPARTMENT OF PUBLIC PROPERTY			
	CARILLON-PARKING LOTS-DOME			
	Contracted Services:			
	Electrical Energy	250		
	Total Contracted Services		250	
	Materials & Supplies:			
	Materials & Supplies	500		
	Total Materials & Supplies		500	
TOTAL	CARILLON-PARKING LOTS-DOME			750
	TRAIN STATION			
	Contracted Services:			
	Electrical Energy	4,000		

		APPROPRIATIONS		
		2022-2023		
	Total Contracted Services		4,000	
	Repairs & Maintenance:			
	Buildings & Grounds	1,000		
	Total Repairs & Maintenance		1,000	
TOTAL	TRAIN STATION			5,000
TOTAL	DEPARTMENT OF PUBLIC PROPERTY			1,712,765
	FIRE & RESCUE			
	Personal Services:			
	Salaries	2,519,096		
	Overtime	260,000		
	Administrative Assistants	44,990		
	Total Personal Services		2,824,086	
	Contracted Services:			
	Legal Fees	3,000		
	Memberships	8,631		
	Consultants	4,500		
	Workers Comp-Premium	314,568		
	Liability Insurance	96,385		
	Health Care Insurance	661,698		
	Medical & Physical Exams	11,450		
	Ambulance Billing Fees	40,000		
	Telephone	25,000		
	Travel & Conference	2,000		
	Training	12,915		
	School & Materials	3,500		
	Utilities	5,300		
	Fire Extinguishers	1,000		
	Public Education	3,500		
	Equipment Lease/Rental	100		
	Total Contracted Services		1,193,547	
	Materials & Supplies:			
	Uniforms/Safety Equipment	62,545		
	Fuel & Oil	48,642		
	Office & Related Supplies	3,900		
	Computers, Equipment & Related	25,913		
	EMS Equipment	17,725		
	Fire Prevention Bureau	3,400		
	Donations Used	5,000		
	Housekeeping Supplies	5,250		
	Total Materials & Supplies		172,375	
	Repairs & Maintenance:			
	Other Equipment	26,370		
	Radio Equipment	17,640		
	Motor Equipment	63,870		
	Buildings & Grounds	30,135		
	Preemption System	1,500		
	Total Repairs & Maintenance		139,515	
	Total Fire & Rescue			4,329,523
	E.S.D.A			4,329,523
	Personal Services:			
	Salaries	10,000		
	Total Personal Services		10,000	
	Contracted Services:			
	Liability Insurance	441		
	Emergency Notifications	7,500		
	Consultant-IT	800		
	Telephone	4,000		
	Training	100		
	Utilities	1,275		
	Fire Extinguishers	100		
	Total Contracted Services		14,216	
	Materials & Supplies			

		APPROPRIATIONS			
		2022-2023			
	Uniforms & Safety Equipment	3,550			
	Fuel & Oil	1,213			
	Office & Related Supplies	350			
	Computers, Equipment & Related	1,050			
	Communications	3,500			
	Total Materials & Supplies		9,663		
	Repairs & Maintenance:				
	Donations Used	500			
	Rehab	1,000			
	Motor Equipment	5,000			
	Buildings & Grounds	6,000			
	Total Repairs & Maintenance		12,500		
	Total E.S.D.A			46,379	46,379
	TRANSFERS				
	Transfer to Capital Projects Fund	3,500,000			
TOTAL	TRANSFERS		3,500,000	3,500,000	3,500,000
TOTAL	ALL GENERAL CORPORATE FUND				25,518,904
	B. FROM SPECIAL LEVIES				
	SPECIAL REVENUE FUNDS - FROM SPECIAL LEVIES				
	E-911 TELEPHONE FUND				
	Contracted Services:				
	Contractual services	11,500			
	Emergency notifications	5,000			
	Total Contracted Services		16,500		
	Repairs & Maintenance:				
	Other Equipment	276,989			
	Total Repairs & Maintenance		276,989		
TOTAL	E-911 TELEPHONE FUND			293,489	293,489
	RESCUE FUND				
	For Rescue Fund purposes from the proceeds of a tax adopted by Referendum January 22, 1977				
	Transfers:				
	Transfer To Fund 10	534,388			
	Total Transfers		534,388		
TOTAL	RESCUE FUND			534,388	534,388
	FIRE FUND				
	For Fire Fund purpose from the proceeds of a tax adopted by Referendum April 4, 1967				
	Transfers				
	Transfer to Zion-Newport Fire Station	58,248			
	Transfer To Fund 10	679,454			
	Total Transfers		737,702		
TOTAL	FIRE FUND			737,702	737,702
	STREET AND BRIDGE FUND				
	For Street & Bridge purposes in addition to the expenses itemized below				
	Contracted Services:				
	Streets & Alleys	383,000			
	Total Contracted Services		383,000		
	Materials & Supplies:				
	Disaster Recovery	500,000			
	Total Materials & Supplies		500,000		
TOTAL	STREET & BRIDGE FUND			883,000	883,000
	ILLINOIS MUNICIPAL RETIREMENT FUND				
	For the cost of participating in the Illinois Municipal Retirement Fund as provided by law.				
	Contracted Services:				
	IMRF City Contributions	400,550			
	Total Contracted Services		400,550		
TOTAL	ILLINOIS MUNICIPAL RETIREMENT FUND			400,550	400,550

		APPROPRIATIONS			
		2022-2023			
	SOCIAL SECURITY FUND				
	For the cost of participation in the Federal Old Age & Survivors Insurance System from a special tax as provided by law.				
	Contracted Services:				
	FICA City Share	373,154			
	Total Contracted Services		373,154		
TOTAL	SOCIAL SECURITY FUND			373,154	373,154
	POLICE PENSION FUND				
	For the Police Pension Fund from the proceeds of a special tax as provided by law.				
	Contracted Services:				
	City Contributions-Police Pension Fund	2,885,916			
	Total Contracted Services		2,885,916		
TOTAL	POLICE PENSION FUND			2,885,916	2,885,916
	FIRE PENSION FUND				
	For the Fire Pension Fund from the proceeds of a special tax as provided by law.				
	Contracted Services:				
	City Contributions-Fire Pension Fund	1,733,349			
	Total Contracted Services		1,733,349		
TOTAL	FIRE PENSION FUND			1,733,349	1,733,349
	LIABILITY INSURANCE FUND				
	Transfers:				
	Transfer To Fund 10	1,079,072			
	Total Transfers		1,079,072		
TOTAL	LIABILITY INSURANCE FUND			1,079,072	1,079,072
TOTAL	SPECIAL REVENUE FUNDS--FROM SPECIAL LEVIES				8,920,620
	C. APPROPRIATIONS NOT REQUIRING TAX LEVIES				
	SPECIAL REVENUE FUND: - NON TIF				
	MOTOR FUEL TAX FUND				
	Contracted Services:				
	Road Salt	150,000			
	Road Program/Engineering	1,286,700			
	Comprehensive Patching Program	200,000			
	Street Lights/Trees	50,000			
	General Maintenance	5,000			
	Total Contracted Services		1,691,700		
TOTAL	MOTOR FUEL TAX FUND			1,691,700	1,691,700
	DRUG TRAFFIC PREVENTION				
	Contracted Services:				
	Contraband	5,000			
	K-9 Unit	5,000			
	Total Contracted Services		10,000		
	Materials & Supplies:				
	Computers, Equip., & Related	8,000			
	Total Materials & Supplies		8,000		
	Transfers:				
	Transfer To Fund 54	25,000			
	Total Transfers		25,000		
TOTAL	DRUG TRAFFIC PREVENTION			43,000	43,000
	INDUSTRIAL DEVELOPMENT				
	Transfers:				
	Transfer to General Fund	466,759			
	Total Transfers		466,759		
TOTAL	INDUSTRIAL DEVELOPMENT FUND			466,759	466,759

		APPROPRIATIONS			
		2022-2023			
	HOTEL MOTEL TAX FUND				
	Contracted Services:				
	Memberships and Promotional	47,500			
	Total Contracted Services		47,500		
	Transfers:				
	Transfer to General Fund	4,000			
	Total Transfers		4,000		
TOTAL	HOTEL MOTEL TAX FUND			51,500	51,500
	LAKE MOUND CEMETERY				
	Contracted Services:				
	Utilities	100			
	Total Contracted Services				
	Repairs & Maintenance:				
	Maintenance Services/Groundswork	6,477			
	Total Repairs & Maintenance		6,577		
TOTAL	LAKE MOUND CEMETERY			6,577	6,577
	ZION-NEWPORT FIRE STATION FUND				
	Contracted Services:				
	Distribution to Newport FPD	29,124			
	Transfers:				
	Transfer To Fund 10	29,124			
	Total Transfers		58,248		
TOTAL	ZION-NEWPORT FIRE STATION FUND			58,248	58,248
TOTAL	SPECIAL REVENUE--NON-TIF				2,317,784
	SPECIAL REVENUE FUNDS - TIF				
	ZION DEVELOPMENT TIF AREA #4				
	Incentives	107,257			
	Total Capital Outlay		107,257		
TOTAL	ZION DEVELOPMENT TIF AREA #4				
TOTAL	ZION DEVELOPMENT TIF AREA #4			107,257	107,257
	ZION DEVELOPMENT TIF AREA #5				
	Contracted Services:				
	Legal Fees, Notices, & etc	15,000			
	Consultants	2,500			
	Contractual - Audit	3,500			
	Total Contracted Services		21,000		
	Capital Outlay				
	Incentives	350,000			
	Total Capital Outlay		350,000		
	Transfers:				
	Transfer to General Fund	4,500			
	Total Transfers		4,500		
TOTAL	ZION DEVELOPMENT TIF AREA #5				
TOTAL	ZION DEVELOPMENT TIF AREA #5			375,500	375,500
	ZION DEVELOPMENT TIF AREA #6				
	Contracted Services:				
	Legal Fees, Notices, & etc	1,500			
	Consultants	7,500			
	Annual Audit	3,500			
	Total Contracted Services		12,500		
	Transfers:				
	Transfer to the General Fund	4,500			
	Total Transfers		4,500		
	TIF ELIGIBLE PROJECTS				
	Future Projects	250,000			
TOTAL	TIF ELIGIBLE PROJECTS		250,000		
TOTAL	ZION DEVELOPMENT TIF AREA #6			267,000	267,000
	ZION DEVELOPMENT TIF AREA #3				
	Contracted Services:				
	Legal Fees, Notices, & etc	5,000			
	Consultants	7,500			
	Annual Audit	3,500			

		APPROPRIATIONS		
		2022-2023		
	Total Contracted Services		16,000	
	Transfers:			
	Transfer to the General Fund	10,000		
	Total Transfers		10,000	
	TIF ELIGIBLE PROJECTS			
	Future Projects	4,589,689		
TOTAL	TIF ELIGIBLE PROJECTS		4,589,689	
TOTAL	ZION DEVELOPMENT TIF AREA #3			4,615,689
	ZION DEVELOPMENT TIF AREA #7			
	Contracted Services:			
	Legal Fees, Notices, & etc	3,000		
	Consultants	7,500		
	Contractual - Audit	3,500		
	Total Contracted Services		14,000	
	Capital Outlay			
	Incentives	1,680,767		
	Total Capital Outlay		1,680,767	
	Debt Service			
	Principal	170,000		
	Interest and Fiscal Charges	123,631		
	Total Debt Service		293,631	
	Transfers:			
	Transfer to General Fund	4,500		
	Total Transfers		4,500	
TOTAL	ZION DEVELOPMENT TIF AREA #7			1,992,898
TOTAL	ZION DEVELOPMENT TIF AREA #7			1,992,898
TOTAL	SPECIAL REVENUE FUND--TIF			7,358,344
	ENTERPRISE FUNDS;			
	WASTE COLLECTION AND LANDFILL FUND			
	Contracted Services:			
	Legal Fees, Notices, & etc	500		
	Service Charge	125,000		
	Contracted Waste Collections	1,158,198		
	Garbage Cart Lease	10,000		
	Compost Dumping/Leaf Collection	392,078		
	Recycling	334,933		
	Leaf & Chip Removal	2,500		
	Landfill Closing Cots	30,000		
	Total Contracted Services		2,053,209	
	Materials & Supplies:			
	Office & Related Supplies	10,000		
	Total Material & Supplies		10,000	
TOTAL	WASTE COLLECTION AND LANDFILL FUND			2,063,209
	WATERWORKS AND SEWERAGE FUND			
	Personal Services:			
	Salaries	720,737		
	Overtime	42,500		
	Total Personal Services		763,237	
	Contracted Services:			
	Legal Fees, Notices, & etc	4,000		
	Memberships	4,000		
	Consultants	50,000		
	Audit Expense	12,000		
	Service Charge	125,000		
	Liability Insurance	28,726		
	Workers Comp-Premium	84,393		
	Hospitalization/Life Insurance	280,671		
	Medical Exams	2,000		
	Telephone	10,000		
	Travel & Conference	1,500		
	Training	1,000		
	Community Communications	6,500		
	Utilities	17,000		

		APPROPRIATIONS		
		2022-2023		
	Purchase of Water	1,085,812		
	Equipment Lease/Rental	1,000		
	Water Deposit Interest	6,500		
	Total Contracted Services		1,720,102	
	Materials & Supplies			
	Uniforms/Safety Equipment	11,000		
	Fuel & Oil	67,334		
	Office & Related Supplies	16,500		
	Computer Software	40,000		
	Computers, Equip., & Related	12,000		
	Small Tools	4,000		
	Miscellaneous Materials	30,000		
	Total Materials & Supplies		180,834	
	Materials & Repairs:			
	Office Equipment & Repair Parts	1,000		
	Sanitary Sewer System	170,000		
	Sewer and Other Equipment	35,000		
	Distribution System	1,144,508		
	Water Meters	175,000		
	Motor Equipment	45,000		
	Building & Grounds	40,000		
	Disaster Recovery	500,000		
	Total Materials & Repairs		2,110,508	
	Capital Outlay:			
	Motor Equipment	400,652		
	Water-Sewer Projects (Fund 49)	1,502,175		
	Total Capital Outlay		1,902,827	
TOTAL	WATERWORKS AND SEWERAGE FUNDS			6,677,508
TOTAL	ENTERPRISE FUNDS			8,740,717
	CAPITAL PROJECT FUNDS:			
	CAPITAL PROJECTS FUND			
	Capital Outlay:			
	Capital Expenditures/Contract Commitments	3,574,263		
	Total Capital Outlay		3,574,263	
TOTAL	CAPITAL PROJECTS FUNDS			3,574,263
TOTAL	ALL FUNDS			56,430,632
D.	RECAPITULATION			
	GENERAL FUND			
	DEPARTMENT OF PUBLIC AFFAIRS:			
	LEGISLATIVE		1,393,643	
	COMMUNITY/ECONOMIC DEVELOPMENT		138,738	
	CITY CONTRIBUTIONS		122,855	
	BOARDS AND COMMISSIONS		28,100	
	PLANNING AND ZONING COMMISSION		13,700	
	HUMAN RESEOURCES		53,822	
	CITY ADMINISTRATION		118,754	
	TOTAL PUBLIC AFFAIRS			1,869,612
	DEPARTMENT OF ACCOUNTS AND FINANCE:			553,857
	DEPARTMENT OF PUBLIC HEALTH AND SAFETY:			
	POLICE		10,409,378	
	HEALTH		83,091	
	TOTAL POLICE			10,492,469
	DEPARTMENT OF PUBLIC WORKS			
	PUBLIC WORKS/STREETS		2,162,339	
	PUBLIC SERVICE PROGRAM		133,596	
	TOTAL PUBLIC WORKS			2,295,935
	DEPARTMENT OF BUILDING AND ZONING			718,364
	DEPARTMENT OF PUBLIC PROPERTY			
	TECHNOLOGY		1,138,344	

		APPROPRIATIONS		
		2022-2023		
	CITY HALL		568,671	
	TRANSPORTATION, CARILLON AND LOTS		5,750	
	TOTAL PUBLIC PROPERTY			1,712,765
	TOTAL FIRE & RESCUE			4,329,523
	Total E.S.D.A			46,379
TOTAL	TRANSFERS	3,500,000		3,500,000
TOTAL	GENERAL FUND			25,518,904
	OTHER FUNDS:			
	SPECIAL REVENUE FUNDS-FROM SPECIAL LEVIES			
	E-911 EMERGENCY FUND			293,489
	RESCUE FUND			534,388
	FIRE FUND			737,702
	STREET AND BRIDGE FUND			883,000
	ILLINOIS MUNICIPAL RETIREMENT FUND			400,550
	SOCIAL SECURITY FUND			373,154
	POLICE PENSION FUND			2,885,916
	FIRE PENSION FUND			1,733,349
	LIABILITY INSURANCE FUND			1,079,072
TOTAL	SPECIAL REVENUE FUNDS-FROM SPECIAL LEVIES			8,920,620
	SPECIAL REVENUE FUND: - NON TIF			
	MOTOR FUEL TAX FUND			1,691,700
	DRUG TRAFFIC PREVENTION FUND			43,000
	INDUSTRIAL DEVELOPMENT FUND			466,759
	HOTEL MOTEL TAX FUND			51,500
	LAKE MOUND CEMETERY FUND			6,577
	NEWPORT FIRE PROTECTION DISTRICT			58,248
TOTAL	SPECIAL REVENUE FUND: - NON TIF			2,317,784
	SPECIAL REVENUE FUND--TIF AREAS			
	ZION DEVELOPMENT TIF AREA #4			107,257
	ZION DEVELOPMENT TIF AREA #5			375,500
	ZION DEVELOPMENT TIF AREA #6			267,000
	ZION DEVELOPMENT TIF AREA #3			4,615,689
	ZION DEVELOPMENT TIF AREA #7			1,992,898
TOTAL	TIF AREAS			7,358,344
	ENTERPRISE FUNDS			
	WASTE COLLECTION AND LANDFILL FUND			2,063,209
	WATERWORKS AND SEWERAGE FUND			6,677,508
TOTAL	ENTERPRISE FUNDS			8,740,717
	CAPITAL PROJECT FUNDS			
	CAPITAL PROJECTS FUND			3,574,263
TOTAL	CAPITAL PROJECT FUNDS			3,574,263
TOTAL	ALL FUNDS			56,430,632

TOTAL APPROPRIATIONS FOR GENERAL AND SPECIAL CORPORATE PURPOSES MENTIONED WITHIN THIS SECTION FOR THE FISCAL YEAR ENDING APRIL 30, 2023 FIFTY-SIX MILLION FOUR HUNDRED AND THIRTY THOUSAND NINE HUNDRED AND THIRTY-TWO DOLLARS AND NO CENTS (\$56,430,632).


SECTION 2: The unexpended balance of any item of any appropriation made by this Ordinance may be expended in making up any deficiency in any item or items in the same general appropriations made by this Ordinance. All unexpended balances from the preceding fiscal year not required for the purpose for which they were appropriated shall be an additional appropriation to the General Corporate Fund and shall first be placed to the credit of such fund.

SECTION 3: The City Clerk be and she is hereby directed to publish this Ordinance once in the Lake County News Sun, being a newspaper of general circulation in the City of Zion and published in the City of Zion, Lake County, Illinois, within ten (10) days after its final passage.

SECTION 4: If any section, paragraph, clause, item or provision of this Ordinance shall be held invalid, the invalidity of such section, paragraph, clause, item or provision shall not affect any of the other provisions of this Ordinance.

SECTION 5: This Ordinance shall be in full force and effect from and after its passage, signing and publication in pamphlet form as provided by law.

SIGNED this 6th day of DECEMBER, 2022


Billy McKinney, Mayor

ATTEST:


Sheryl Spooner, City Clerk

Presented, passed and approved at a regular meeting of the Zion City Council, held on the 6th day of DECEMBER, 2022.

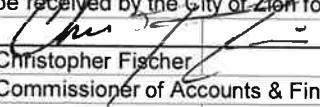

ROLL CALL: AYES: Comms. Frierson, Holmes, Fischer, Mayor McKinney
NAYS : None ABSENT: Comms. McDowell

ORDINANCE PASSED

Section 6:	ESTIMATED REVENUE BY SOURCE			
	<u>GENERAL FUND</u>			
	Taxes	10,890,555		
	Licenses, Permits and Fees	5,010,472		
	Fines	352,500		
	Interest	1,000		
	Rentals	24,000		
	Charges for Current Services	595,906		
	Intergovernmental Agreements	18,000		
	Grants	4,749,913		
	Reimbursement-City Expenses	1,804,610		
	Sale of City Property	5,000		
	Transfer From Rescue Fund	534,388		
	Transfer From Fire Fund	679,454		
	Transfer From Liability Insurance Fund	1,079,072		
	Transfer From Other Funds	68,624		
	Transfer From Industrial Development Fund	466,759		
TOTAL	<u>GENERAL FUND</u>		26,280,253	26,280,253
	ESTIMATED REVENUE FROM SPECIAL LEVIES			
	<u>E- 911 TELEPHONE FUND</u>			
	JETSB Reimbursement	293,489		
TOTAL	<u>E-911 EMERGENCY FUND</u>		293,489	
	<u>RESCUE FUND</u>			
	Taxes	534,388		
TOTAL	<u>RESCUE FUND</u>		534,388	
	<u>FIRE FUND</u>			
	Taxes	737,702		
TOTAL	<u>FIRE FUND</u>		737,702	
	<u>STREET AND BRIDGE FUND</u>			
	Taxes	217,291		
	Grants	147,600		
	Reimbursement-City Expenses	500,000		
	<u>ILLINOIS MUNICIPAL RETIREMENT FUND</u>			
	Taxes	104,009		
	<u>SOCIAL SECURITY FUND</u>			
	Taxes	363,494		
	<u>FIRE PENSION FUND</u>			
	Taxes	1,733,349		
	<u>POLICE PENSION FUND</u>			
	Taxes	2,885,916		
	<u>LIABILITY INSURANCE FUND</u>			
	Taxes	1,079,072		
TOTAL	<u>ESTIMATED REVENUE FROM OTHER LEVIES</u>		7,030,731	
TOTAL	<u>ESTIMATED REVENUE FROM SPECIAL LEVIES</u>			8,596,310
	SPECIAL REVENUE-NON TIF			
	<u>NEWPORT FIRE PROTECTION DISTRICT</u>			
	Transfer from Fire Fund	58,248	58,248	
	<u>MOTOR FUEL TAX FUND</u>			
	State Allotments	1,486,304		
	Interest	1,000		
	Grants/Reimbursements	-	1,487,304	
	<u>LOCAL LAW ENFORCEMENT FUND</u>			
	Prison Review Agency	5,000		
	E-Citation Fees	1,500		
	740-Agency (Circuit Clerk)	3,000	9,500	
	<u>DRUG TRAFFIC PREVENTION</u>			
	Forfeitures	15,000		
	Grants	-	15,000	

	INDUSTRIAL DEVELOPMENT				
	Host Fees		466,759	466,759	
	HOTEL MOTEL TAX				
	Hotel/Motel Tax		45,000	45,000	
TOTAL	SPECIAL REVENUE--NON-TIF				2,081,811
	ESTIMATED REVENUE BY SOURCE - continued				
	ZION DEVELOPMENT TIF AREA #4				
	Taxes		107,257		
	TOTAL ZION DEVELOPMENT TIF AREA #4			107,257	
	ZION DEVELOPMENT TIF AREA #5				
	Taxes		408,454		
	TOTAL ZION DEVELOPMENT TIF AREA #5			408,454	
	ZION DEVELOPMENT TIF AREA #6				
	Taxes		372,400		
	TOTAL ZION DEVELOPMENT TIF AREA #6			372,400	
	ZION DEVELOPMENT TIF AREA #3				
	Taxes		779,596		
	Interest		10,000		
	TOTAL ZION DEVELOPMENT TIF AREA #3			789,596	
	ZION DEVELOPMENT TIF AREA #7				
	Taxes		285,145		
	TOTAL ZION DEVELOPMENT TIF AREA #7			285,145	
TOTAL	ZION DEVELOPMENT TIF AREAS				1,962,852
	WATERWORKS AND SEWERAGE FUND				
	Water Sales		5,338,182		
	Sewer Service Charges		941,670		
	Reimbursement-City Expenses		500,000		
	Sales & Repair of Water Meters		2,500		
	Turn on Fees & Miscellaneous		88,000		
	Penalties		50,000		
	Connection Fees		20,000	6,940,352	
TOTAL	WATERWORKS AND SEWERAGE FUND				6,940,352
	WASTE COLLECTION AND LANDFILL FUND				
	Waste Collection Fees		1,935,166		
	Miscellaneous		8,200	1,943,366	
TOTAL	WASTE COLLECTION AND LANDFILL FUND				1,943,366
	CAPITAL PROJECT FUNDS:				
	CAPITAL PROJECTS FUND				
	Transfer from Fund 10		3,500,000		
	Transfer from Drug Traffic Prevention Fund		25,000		
	Other Financing Sources		5,700	3,530,700	
TOTAL	CAPITAL PROJECTS FUNDS				3,530,700
TOTAL	DEBT SERVICE FUNDS				-
TOTAL	ESTIMATED REVENUE BY SOURCE:				51,335,644

I, Christopher Fischer, Commissioner of Accounts & Finance for the City of Zion, do hereby certify this is an estimate, by source, anticipated to be received by the City of Zion for fiscal year 2022-2023.

					
Christopher Fischer Commissioner of Accounts & Finance					
Attest:					
					
Sheryl Spooner City Clerk					