



ZION FIRE & RESCUE DEPARTMENT

ANNUAL ACTIVITY REPORT

2022 - Totals



Total calls responded on 2022: **4,505**

* Call type categories below

2022: 4,505
2021: 4,448

Response Locations

| | <u>2022</u> | <u>(2021)</u> |
|--|-------------|---------------|
| City of Zion: | 4,244 | 4,255 |
| Mutual Aid/ Out of ZFRD Response District: | 261 | 193 |

Calls by Station – 2022
Sta. 1: 2,385
Sta. 2: 1,717
Both: 403

Mutual Aid – Given & Received

Total mutual aid out of the City: **261**

| | | | |
|-----------------|------------|------------|-----------|
| Beach Park: | 110 | Newport: | 9 |
| Pleas. Prairie: | 31 | W. Harbor: | 77 |
| Gurnee: | 6 | Other: | 30 |

Calls Receiving Aid: **167**

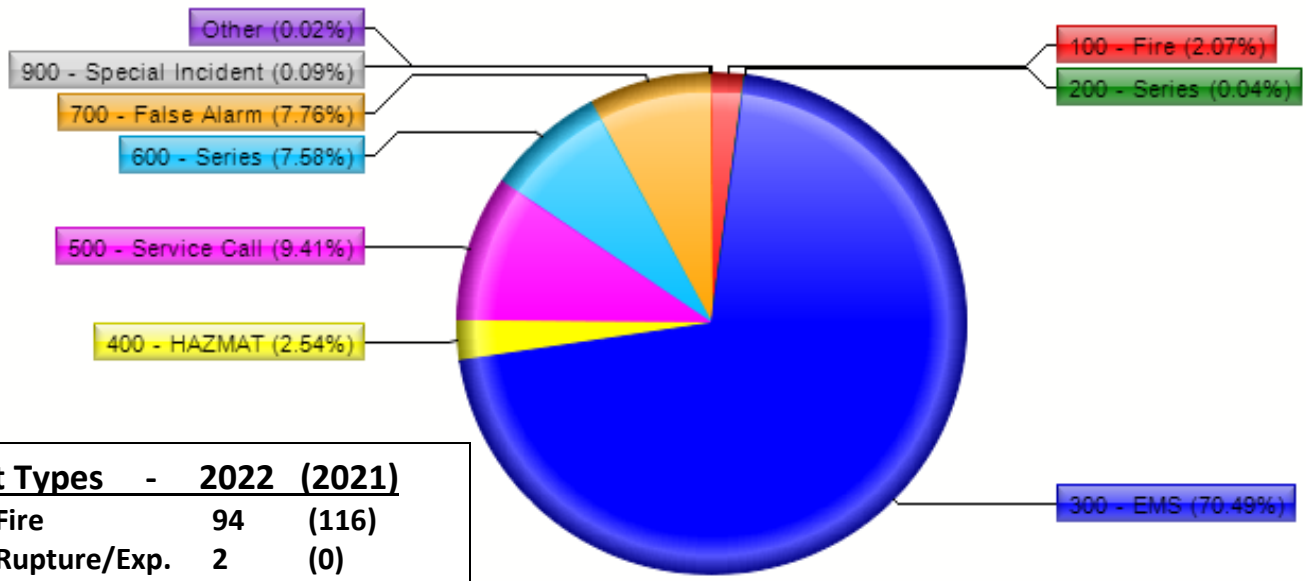
Calls by District – 2022
Sta. 1 (east): 2,423
Sta. 2 (west): 1,821
Out of District: 261

EMS Transport Destinations

| | | | | | | | |
|------------------|--------------|---------|-----------|-----------|-----------|---------------|--------------------------|
| Vista East: | 2,066 | Aurora: | 96 | VA: | 28 | Kenosha Mem: | 4 (ER now closed) |
| St. Catherine's: | 79 | CTCA: | 16 | *Condell: | 20 | *Lake Forest: | 1 |

* = Bypass or other special circumstances

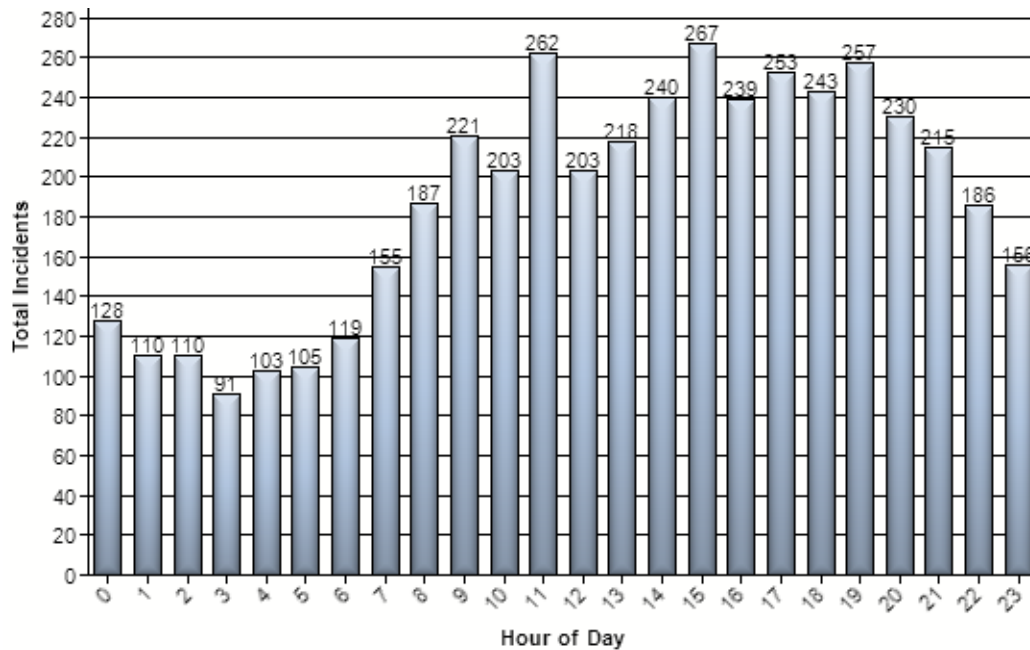
Incident Types – 2022



| <u>Incident Types</u> | <u>2022</u> | <u>(2021)</u> |
|---------------------------|-------------|---------------|
| Series 100 – Fire | 94 | (116) |
| Series 200 – Rupture/Exp. | 2 | (0) |
| Series 300 – EMS | 3,162 | (2,960) |
| Series 400 – HazMat* | 114 | (143) |
| Series 500 – Service Call | 422 | (422) |
| Series 600 – Good Intent* | 340 | (467) |
| Series 700 – False Alarm | 348 | (317) |
| Series 8/900 – Other/NA | 23 | (25) |

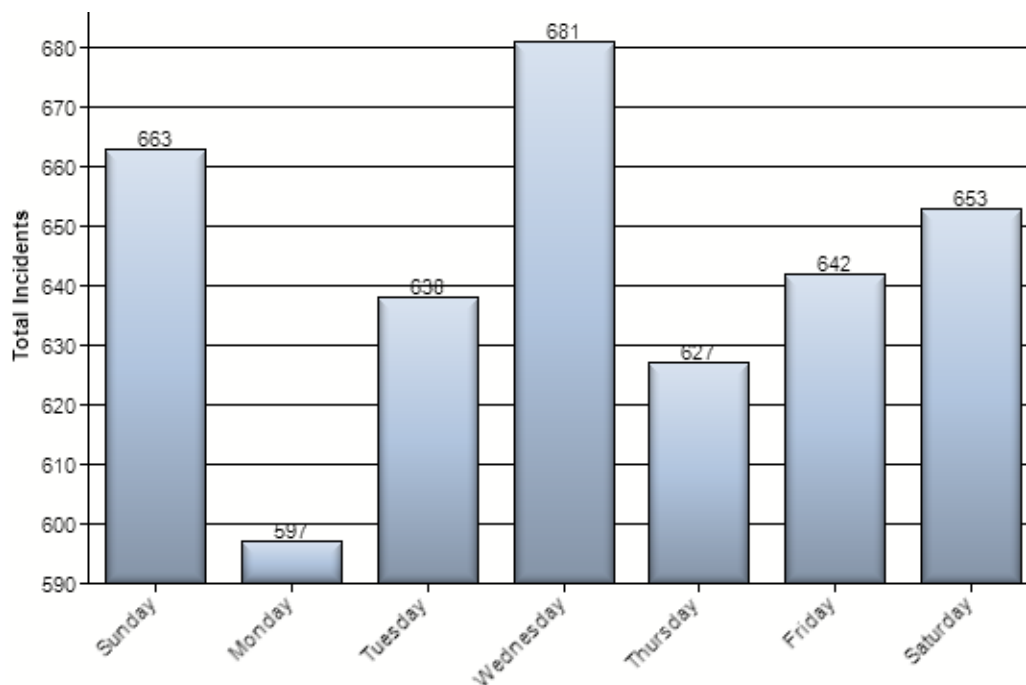
*HazMat 400-series includes gas leaks, wires down, etc. 600-series includes canceled while responding, no patient on scene, other misc. assists, etc.

Call Breakdown by Hour of Day



The busiest hour of the day in 2022 was the **3pm** hour (The 2pm hour was the busiest in 2021.) Consistent with recent trends, our busiest stretch of time remains late morning into the evening.

Call Breakdown by Day of Week



Mon: 597
Tues: 630
Weds: 681
Thurs: 627
Fri: 642
Sat: 653
Sun: 663

Observations

- 2022 was the busiest year in the history of our department:
 - The population getting out and busier following the COVID slowdown rebounded in a major way. We also have seen an increase in calls at our local assisted care facilities.
- We continue the trend of EMS accounting for more than 70% of our calls – however, series 500 & 600 calls account for many EMS-type calls such as lift assists and invalid assists and bumps that EMS percentage even higher.
- We continue to work well with our neighbors: we provide **and** receive mutual aid for a wide variety of calls almost on a daily basis. This is important for all area agencies, as suburban departments typically don't have the resources to handle every situation that occurs, especially major fire or EMS events - and other calls that happen while dealing with the big events as well as busy stretches of time.



Medical Request Types – 2022 (Approx. Totals)



** As with our monthly reports, this list provides a brief “**snapshot**” of EMS call types, though is not all-inclusive. Our paramedics have a wide variety of choices for initial impression as they are entering information on their tablet while on the call, and every entry does not always translate perfectly to the different types of calls they could officially be classified as.

A couple of good examples of this are behavioral type calls, and breathing difficulty. While “Behavioral/Psychiatric” account for many calls in the table below, these calls can also be classified as emotional, anxiety, suicidal ideation, mental disorder, etc. And breathing/respiratory calls have many choices in our system for the medic to choose from. But overall, this gives a good glimpse into what we’re seeing on a daily basis through any given year. **

| | | | |
|--------------------------------------|------|---|-----|
| Abdominal Pain | 181 | Injury – non specific | 54 |
| Acute Pain, not elsewhere classified | 50 | Injury of Face/Nose | 30 |
| Acute Respiratory Distress (Dyspnea) | 125 | Injury of Head | 57 |
| Alcohol use/dependence/overdose | 39 | Injury of Hip | 19 |
| Alcohol other | 8 | Injury of Lower Back | 5 |
| Allergic Reaction | 11 | Injury of Neck | 18 |
| Altered Mental Status | 114 | Injury of Thigh (Upper Leg) | 16 |
| Anxiety reaction/Emotional upset | 112+ | Injury of Upper/lower Extremities | 102 |
| Asthma/trouble breathing | 22 | Kidney stones | 2 |
| Back Pain | 86 | Laceration/Abrasion/Hematoma (minor trauma) | 39 |
| Behavioral/psychiatric episode | 215+ | Mental/behavioral disorder | * |
| Cardiac arrest | 58 | Nausea | 30 |
| Chest Pain / Cardiac arrhythmia | 146+ | No Complaints or Injury/Illness Noted | 147 |
| COPD/CHF | 15 | Obvious death | 24 |
| Cough | 27 | Overdose – Heroin/Opioid | 18+ |
| COVID-specific | 22+ | Overdose – other/unspecified | 51+ |
| Diabetic Hyperglycemia | 39 | Pain (Non-Traumatic) | 52 |
| Diabetic Hypoglycemia | 61+ | Poisoning / Drug Ingestion | 13 |
| Dizziness | 47 | Pneumonia | 2 |
| Edema | 4 | Preterm labor with preterm delivery | 5 |
| Extremity Pain | 103 | Preterm Labor w/out delivery | 7 |
| Fatigue | 10 | Respiratory distress of newborn | 2 |
| Fever | 30 | Seizures (including febrile) | 87 |
| Gastrointestinal hemorrhage | 5 | Sepsis/Septicemia | 8 |
| Generalized Weakness | 201 | Sexual Abuse | 3 |
| Headache | 33 | Shortness of breath | 155 |
| Hemorrhage | 17 | Stroke | 47+ |
| Hypertension | 31 | Syncope / Fainting | 48 |
| Hypotension | 18 | Suicide attempt | 28 |
| Hyperventilation | 5 | Vomiting | 42 |

* = Chest pain and other cardiac also account for dozens per month, for some reason not always captured here.

* = Similar with opioid overdoses, data does not always capture in this report in our system.



Lake County, IL Fire Departments / Districts Call Volume Summary

| # | Agency | 2022 | 2021 | +/- 22 / 21 | % 22 / 21 |
|--------------------|--|----------------|----------------|----------------|--------------|
| 1 | Abbott / AbbVie <small>(281 / 559)</small> | 840 | 1,011 | -171 | -16.9% |
| 2 | Antioch | 3,472 | 3,534 | -62 | -1.8% |
| 3 | Barrington | 2,453 | 2,257 | 196 | 8.7% |
| 4 | Barrington-Countryside | 2,054 | 2,071 | -17 | -0.8% |
| 5 | Beach Park | 1,614 | 1,752 | -138 | -7.9% |
| 6 | Buffalo Grove | 5,165 | 4,909 | 256 | 5.2% |
| 7 | Cary | 2,543 | 2,373 | 170 | 7.2% |
| 8 | Countryside | 5,230 | 4,737 | 493 | 10.4% |
| 9 | Deerfield-Bannockburn | 3,329 | 2,938 | 391 | 13.3% |
| 10 | Fox Lake | 5,063 | 4,541 | 522 | 11.5% |
| 11 | Fox River Grove | 770 | 782 | -12 | -1.5% |
| 12 | Grayslake | 4,876 | 4,484 | 392 | 8.7% |
| 13 | Great Lakes | 2,612 | 3,595 | -983 | -27.3% |
| 14 | Gurnee | 7,718 | 7,227 | 491 | 6.8% |
| 15 | Highland Park | 5,998 | 5,609 | 389 | 6.9% |
| 18 | Lake Bluff | 746 | 729 | 17 | 2.3% |
| 19 | Lake Forest | 3,699 | 3,441 | 258 | 7.5% |
| 20 | Lake Villa | 3,772 | 3,691 | 81 | 2.2% |
| 21 | Lake Zurich | 4,732 | 4,169 | 563 | 13.5% |
| 22 | Libertyville | 4,792 | 4,453 | 339 | 7.6% |
| 23 | Lincolnshire-Riverwoods | 4,094 | 3,502 | 592 | 16.9% |
| 24 | Long Grove | 1,931 | 1,840 | 91 | 4.9% |
| 25 | Mundelein | 4,438 | 4,194 | 244 | 5.8% |
| 26 | Newport Township | 1,340 | 1,394 | -54 | -3.9% |
| 27 | North Chicago | 3,068 | 3,174 | -106 | -3.3% |
| 28 | Round Lake | 5,763 | 5,378 | 385 | 7.2% |
| 29 | Wauconda | 4,871 | 4,401 | 470 | 10.7% |
| 30 | Waukegan | 12,170 | 11,871 | 299 | 2.5% |
| 31 | Wheeling | 5,132 | 4,531 | 601 | 13.3% |
| 32 | Winthrop Harbor | 1,073 | 1,147 | -74 | -6.5% |
| 33 | Zion | 4,505 | 4,447 | 58 | 1.3% |
| TOTAL CALLS | | 119,863 | 114,182 | 5,681 | 5.0% |



**Lake County, IL Fire Departments / Districts
Call Volume Summary 2004 - 2022**



| # | Agency | 2022 | 2021 | 2020 | 2019 | 2018 | 2017 | 2016 | 2015 | 2014 | 2013 | 2012 | 2011 | 2010 | 2009 | 2008 | 2007 | 2006 | 2005 | 2004 | +/- 04 / 22 | % 04 / 22 |
|--------------------|--------------------------|----------------|----------------|----------------|----------------|----------------|----------------|----------------|----------------|----------------|---------------|---------------|---------------|---------------|---------------|---------------|---------------|---------------|---------------|---------------|----------------|--------------|
| 1 | Abbott / AbbVie | 840 | 1,011 | 756 | 963 | 1,006 | 1,029 | 616 | 659 | 723 | 447 | 416 | 544 | 486 | 527 | 472 | 404 | 445 | 520 | 486 | 354 | 73% |
| 2 | Antioch Fire | 3,472 | 3,534 | 2,975 | 3,446 | 3,363 | 3,182 | 2,879 | 2,712 | 2,718 | 1,696 | 778 | 834 | 946 | 752 | 950 | 1,026 | 821 | 910 | 1,037 | 2,435 | 235% |
| 3 | Antioch Rescue ① | - | - | - | - | - | - | - | - | - | 1,310 | 2,227 | 2,082 | 1,977 | 2,066 | 2,115 | 2,086 | 1,852 | 1,870 | 1,860 | -1,860 | -100% |
| 4 | Barrington ② | 2,453 | 2,257 | 1,863 | 1,988 | 1,931 | 1,826 | 1,886 | 1,851 | 1,778 | 3,136 | 3,106 | 3,552 | 3,454 | 3,203 | 3,306 | 3,409 | 3,045 | 2,940 | 2,789 | * -336 * | 38% |
| 5 | Barrington-Countryside ② | 2,054 | 2,071 | 1,877 | 1,956 | 1,976 | 1,983 | 1,928 | 1,979 | 1,664 | - | - | - | - | - | - | - | - | - | - | * 2,054 * | 23% |
| 6 | Beach Park | 1,614 | 1,752 | 1,624 | 1,596 | 1,534 | 1,497 | 1,484 | 1,344 | 1,430 | 1,340 | 1,298 | 1,475 | 1,170 | 1,208 | 1,215 | 1,240 | 1,172 | 1,211 | 1,075 | 539 | 50% |
| 7 | Buffalo Grove | 5,165 | 4,909 | 4,626 | 4,935 | 4,704 | 4,757 | 4,748 | 4,814 | 5,116 | 4,615 | 4,656 | 5,034 | 4,740 | 4,711 | 4,911 | 4,875 | 4,407 | 4,434 | 4,495 | 670 | 15% |
| 8 | Cary | 2,543 | 2,373 | 2,085 | 2,136 | 2,134 | 1,981 | 1,839 | 2,011 | 2,165 | 1,896 | 1,966 | 1,918 | 1,794 | 1,740 | 1,844 | 1,787 | 1,702 | 1,695 | 1,544 | 999 | 65% |
| 9 | Countryside | 5,230 | 4,737 | 4,625 | 4,959 | 4,918 | 4,809 | 4,908 | 4,376 | 4,380 | 4,152 | 3,891 | 3,909 | 3,654 | 3,810 | 3,882 | 3,861 | 3,608 | 3,547 | 3,492 | 1,738 | 50% |
| 10 | Deerfield-Bannockburn | 3,329 | 2,938 | 2,721 | 3,354 | 3,321 | 3,055 | 2,766 | 2,766 | 2,765 | 2,693 | 2,710 | 2,921 | 2,545 | 2,583 | 2,698 | 2,864 | 2,702 | 2,580 | 2,400 | 929 | 39% |
| 11 | Fox Lake | 5,063 | 4,541 | 4,160 | 4,053 | 3,792 | 3,722 | 3,667 | 3,663 | 3,547 | 3,282 | 3,261 | 3,193 | 2,857 | 2,985 | 3,114 | 3,213 | 3,008 | 2,763 | 2,750 | 2,313 | 84% |
| 12 | Fox River Grove | 770 | 782 | 760 | 775 | 745 | 708 | 654 | 657 | 622 | 563 | 529 | 556 | 525 | 495 | 472 | 447 | 436 | 497 | 436 | 334 | 77% |
| 13 | Grayslake | 4,876 | 4,484 | 4,068 | 4,788 | 4,439 | 4,266 | 3,997 | 3,659 | 3,644 | 3,671 | 3,547 | 3,235 | 3,041 | 3,154 | 3,636 | 3,531 | 3,556 | 3,700 | 3,297 | 1,579 | 48% |
| 14 | Great Lakes | 2,612 | 3,595 | 3,319 | 4,002 | 3,747 | 3,681 | 3,120 | 3,673 | 4,083 | 3,188 | 2,639 | 2,288 | 2,588 | 3,445 | 4,870 | 1,413 | 1,115 | 1,340 | 1,334 | 1,278 | 96% |
| 15 | Gurnee | 7,718 | 7,227 | 6,259 | 7,171 | 6,819 | 6,230 | 6,220 | 6,166 | 5,959 | 5,551 | 5,454 | 5,422 | 5,421 | 5,294 | 5,742 | 5,636 | 5,288 | 5,420 | 5,075 | 2,643 | 52% |
| 16 | Highland Park | 5,998 | 5,609 | 5,106 | 5,670 | 5,556 | 5,450 | 5,177 | 4,899 | 5,220 | 4,639 | 4,382 | 4,796 | 4,480 | 4,614 | 4,837 | 4,485 | 4,367 | 4,372 | 4,393 | 1,605 | 37% |
| 17 | Highwood ④ | - | - | - | - | - | - | 336 | 1,293 | 1,090 | 1,004 | 1,001 | 1,047 | 1,046 | 1,139 | 1,044 | 962 | 1,067 | 970 | 971 | - | - |
| 18 | Knollwood ⑤ | - | - | - | - | 469 | 748 | 566 | 521 | 630 | 484 | 523 | 558 | 522 | 550 | 573 | 535 | 414 | 411 | 382 | - | - |
| 19 | Lake Bluff | 746 | 729 | 561 | 629 | 640 | 726 | 635 | 603 | 625 | 576 | 552 | 664 | 623 | 571 | 574 | 566 | 546 | 519 | 555 | 191 | 34% |
| 20 | Lake Forest | 3,699 | 3,441 | 2,926 | 3,680 | 3,289 | 3,369 | 3,308 | 3,079 | 3,288 | 3,060 | 3,131 | 3,350 | 3,147 | 3,152 | 3,317 | 3,172 | 3,121 | 3,045 | 2,984 | 715 | 24% |
| 21 | Lake Villa | 3,772 | 3,691 | 3,021 | 3,267 | 3,046 | 3,002 | 2,791 | 2,830 | 2,747 | 2,523 | 2,565 | 2,644 | 511 | 477 | 593 | 635 | 506 | 557 | 669 | 3,103 | 464% |
| 22 | Lake Villa Rescue ③ | - | - | - | - | - | - | - | - | - | - | - | - | 1,918 | 1,966 | 1,925 | 1,993 | 1,812 | 1,728 | 1,733 | - | - |
| 23 | Lake Zurich | 4,732 | 4,169 | 3,621 | 4,077 | 4,180 | 3,975 | 3,771 | 3,916 | 4,071 | 3,330 | 3,137 | 3,136 | 3,125 | 3,095 | 3,458 | 3,439 | 3,247 | 3,401 | 3,297 | 1,435 | 44% |
| 24 | Libertyville | 4,792 | 4,453 | 4,004 | 4,724 | 4,628 | 4,312 | 4,276 | 4,275 | 3,983 | 3,758 | 3,823 | 3,769 | 3,764 | 3,618 | 3,940 | 3,884 | 3,835 | 3,661 | 3,563 | 1,229 | 34% |
| 25 | Lincolnshire-Riverwoods | 4,094 | 3,502 | 3,135 | 3,572 | 3,463 | 3,482 | 3,382 | 3,077 | 3,013 | 2,965 | 2,908 | 2,908 | 2,742 | 2,655 | 2,817 | 2,992 | 2,735 | 2,559 | 2,389 | 1,705 | 71% |
| 26 | Long Grove | 1,931 | 1,840 | 1,637 | 1,675 | 1,541 | 1,539 | 1,477 | 1,537 | 1,585 | 1,527 | 1,682 | 1,736 | 1,677 | 1,478 | 1,427 | 1,443 | 1,395 | 1,518 | 1,359 | 572 | 42% |
| 27 | Mundelein | 4,438 | 4,194 | 3,723 | 3,948 | 3,782 | 3,294 | 3,177 | 3,129 | 2,995 | 2,845 | 2,713 | 2,829 | 2,875 | 2,829 | 2,962 | 3,259 | 3,135 | 3,049 | 2,928 | 1,510 | 52% |
| 28 | Newport Township | 1,340 | 1,394 | 1,284 | 1,352 | 1,297 | 1,211 | 1,164 | 1,187 | 1,056 | 1,146 | 1,072 | 995 | 992 | 861 | 862 | 1,005 | 821 | 896 | 835 | 505 | 60% |
| 29 | North Chicago | 3,068 | 3,174 | 2,890 | 3,154 | 3,008 | 2,963 | 2,833 | 2,639 | 2,731 | 2,796 | 2,776 | 2,647 | 2,399 | 2,417 | 2,808 | 2,276 | 2,833 | 2,539 | 2,486 | 582 | 23% |
| 30 | Round Lake | 5,763 | 5,378 | 4,976 | 4,842 | 4,792 | 4,921 | 4,569 | 4,630 | 4,613 | 4,578 | 4,528 | 4,349 | 4,440 | 4,386 | 4,341 | 4,263 | 4,281 | 4,244 | 4,170 | 1,593 | 38% |
| 31 | Wauconda | 4,871 | 4,401 | 4,192 | 4,156 | 4,105 | 4,012 | 4,109 | 4,043 | 3,874 | 3,530 | 3,704 | 3,566 | 3,354 | 3,296 | 3,599 | 3,582 | 3,347 | 3,218 | 3,011 | 1,860 | 62% |
| 32 | Waukegan | 12,170 | 11,871 | 11,135 | 12,031 | 11,247 | 11,236 | 11,087 | 10,792 | 10,751 | 10,312 | 9,603 | 10,214 | 9,905 | 9,764 | 10,021 | 10,317 | 9,407 | 8,985 | 8,296 | 3,874 | 47% |
| 33 | Wheeling | 5,132 | 4,531 | 4,187 | 4,589 | 4,375 | 4,686 | 4,629 | 4,463 | 4,694 | 4,534 | 4,354 | 4,422 | 4,271 | 4,302 | 4,475 | 4,110 | 3,794 | 3,782 | 3,471 | 1,661 | 48% |
| 34 | Winthrop Harbor | 1,073 | 1,147 | 1,001 | 1,074 | 1,099 | 1,075 | 931 | 928 | 947 | 877 | 916 | 861 | 841 | 750 | 782 | 818 | 735 | 833 | 796 | 277 | 35% |
| 35 | Zion Fire | 4,505 | 4,447 | 4,049 | 4,449 | 4,237 | 4,313 | 4,342 | 4,170 | 4,234 | 3,855 | 3,874 | 3,896 | 3,422 | 3,319 | 3,415 | 3,348 | 3,006 | 3,003 | 2,869 | 1,636 | 57% |
| TOTAL CALLS | | 119,863 | 114,182 | 103,166 | 113,011 | 109,183 | 107,040 | 103,272 | 102,341 | 102,741 | 95,879 | 93,722 | 95,350 | 91,252 | 91,212 | 96,997 | 92,876 | 87,561 | 86,717 | 83,227 | 36,636 | 44% |

① Merged with Fire MAY-14

② Split JAN-14

③ Merged with Fire JAN-11

④ Disbanded JUN-16 (Covered by HIPK)

⑤ Disbanded SEP-18